


4 cuves de 15 m³



CHAUDIERE
1500 Kw
COMPRESSEUR

Cuves Stockage


- 1 P :
- 2 x 120 m³
- 2 x 50 m³
- 1 x 40 m³
- 2 x 30 m³

BLENDEUR

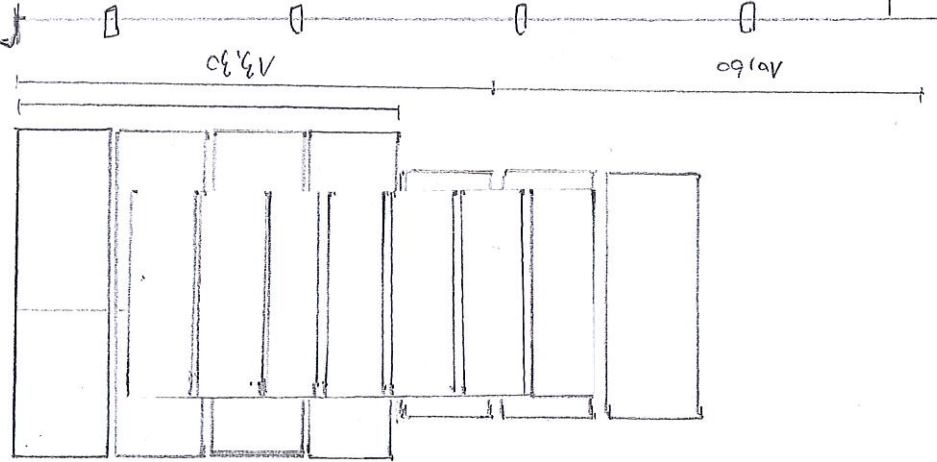
ETUVE

BUREAU DE
QUAI

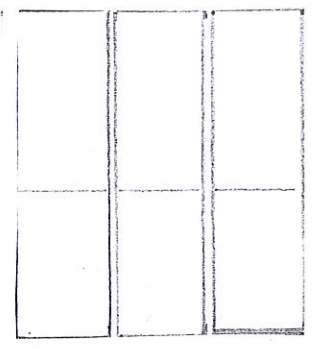
ETUVE



14 cuves de
15 m³.



- 4 cuves de 40 m³
- 3 cuves de 30 m³
- 7 cuves de 10 m³ superposées sur autres cuves.



- 3 cuves de 40 m³